



2.4-2.5 & 5.1-5.9 GHz 9 dBi WALL MOUNTED DIRECTIONAL MIMO ANTENNA

The PVM245110 antenna is a dual-band 3-port directional antenna for use in 802.11n MIMO applications. Equipped with three Vertically polarized ports, the antenna has been designed to take advantage of spatial separation to enhance coverage areas where multipath is a concern. Housed in a compact, low-profile Polycarbonate Radome and equipped with an articulating arm the antenna can be wall mounted and oriented to take full advantage of the antenna's directionality.

The radiation patterns are uniform and symmetrical, providing high levels of signal density into defined coverage zones. This antenna will greatly enhance the performance of 802.11n systems where physical obstructions are anticipated. The dual band frequency coverage means that a single type of antenna can be deployed with any MIMO radio in the 2.4-2.5 GHz and 5.1-5.9 GHz bands.

FEATURES

- Compact low profile housing
- Equitable for both indoor and outdoor solutions
- Wide band 2.4-2.5 GHz and 5.1-5.9 GHz performance

MARKETS

- 802.11n MIMO
- Offices, hotels and college campuses
- Airports and hospitals
- Bus terminals and train stations
- Museums, libraries and retail malls
- Outdoor networks

TYPICAL ELECTRICAL SPECIFICATIONS

Model Number	PVM245110-FNF		
Frequency	2400-2500/ 5150-5900 MHz		
Maximum Gain, dBi	9.6/10.8 (Port A)	9.2/10.9 (Port B)	9.5/10.7 (Port C)
Typical Gain, dBi	9.2/8.7 (Port A)	8.7/8.3 (Port B)	9.1/8.5 (Port C)
Nominal Impedance	50Ω		
VSWR	< 2:1		
Polarization	Linear Vertical		
Isolation, dB	-16.1/-20.3 (Port A-B)	-16.1/-20.3 (Port B-C)	-23.7/-22.8 (Port A-C)
Azimuth Plane 3 dB Beam Width (deg)	75/141 (Port A)	97/98 (Port B)	77/145 (Port C)
Elevation Plane 3 dB Beam width (deg)	43/27 (Port A)	44/22 (Port B)	43/27 (Port C)
F/B Ratio, dB	24.5 (Port A)	19.8 (Port B)	27.7 (Port C)
Power	10 Watts		
RF Connector	Type N Female Bulkhead- 3x		
Radome	Polycarbonate EXL9330 White		
Operational Temperature	-30°C to +70°C		
Storage Temperature	-40°C to +85°C		
Water/Foreign Body Ingress	IP67		
Antenna Dimensions	7" x 12" x 1.0" (17.8 x 30.5 x 2.5 cm)		
Antenna Weight	0.69 kg		
RoHS Compliance	Yes		

CONNECTORS

Part No.	Connector
PVM245110	Surface Mount Type N- female

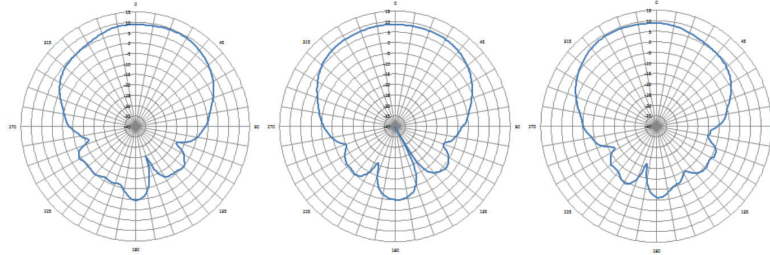
Americas: +1.847.839.6907
IAS-AmericasEastSales@lairdtech.com

Europe: +44.(0).1628.858941
IAS-EUSales@lairdtech.com

Asia: +86.21.5855.0827.127
IAS-AsiaSales@lairdtech.com

www.lairdtech.com

AZIMUTH PATTERNS: 2450 MHZ

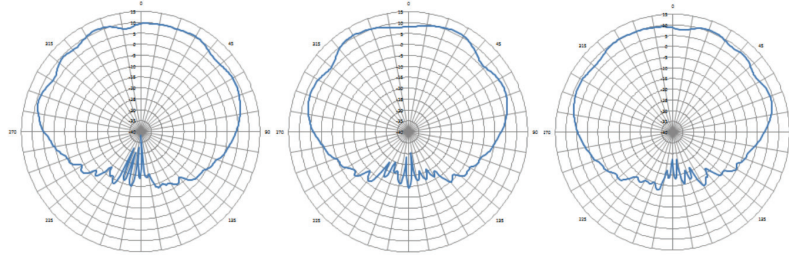


Port 1: V-pol

Port 2: V-pol

Port 3: V-pol

AZIMUTH PATTERNS: 5550 MHZ

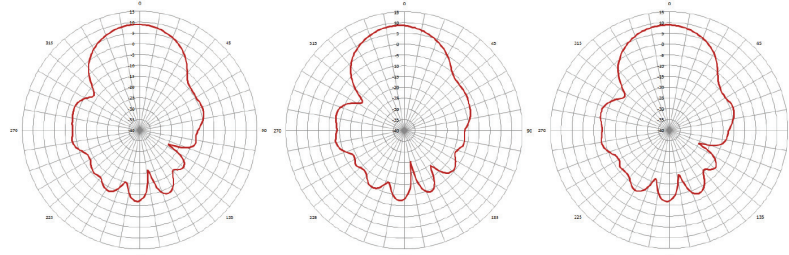


Port 1: V-pol

Port 2: V-pol

Port 3: V-pol

ELEVATION PATTERNS: 2450 MHZ

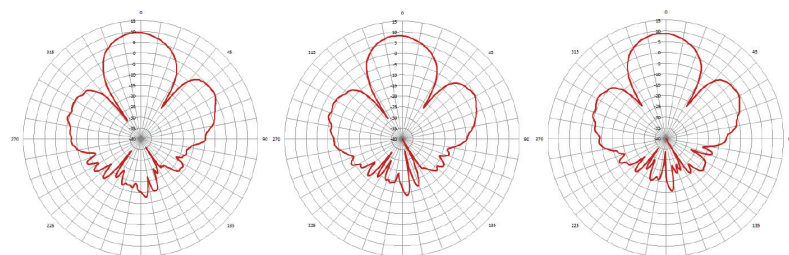


Port 1: V-pol

Port 2: V-pol

Port 3: V-pol

ELEVATION PATTERNS: 5550 MHZ



Port 1: V-pol

Port 2: V-pol

Port 3: V-pol

ANT-DS-PVM245110 0713

Any information furnished by Laird Technologies, Inc. and its agents is believed to be accurate and reliable. All specifications are subject to change without notice. Responsibility for the use and application of Laird Technologies materials rests with the end user. Laird Technologies makes no warranties as to the fitness, merchantability, suitability or non-infringement of any Laird Technologies materials or products for any specific or general uses. Laird Technologies shall not be liable for incidental or consequential damages of any kind. All Laird Technologies products are sold pursuant to the Laird Technologies Terms and Conditions of sale in effect from time to time, a copy of which will be furnished upon request. © Copyright 2013 Laird Technologies, Inc. All Rights Reserved. Laird, Laird Technologies, the Laird Technologies Logo, and other marks are trademarks or registered trademarks of Laird Technologies, Inc. or an affiliate company thereof. Other product or service names may be the property of third parties. Nothing herein provides a license under any Laird Technologies or any third party intellectual property rights.